



L I G H T N I N G

ENERGY IMMINENT

NP9-12 [12V9AH]

VRLA-AGM Battery

Specification

Nominal Voltage	12V	
Nominal Capacity(20HR)	9.0AH	
Dimensions	Length	151±2mm (5.95 inches)
	Width	65±1mm (2.54 inches)
	Container Height	93.5±1mm (3.68 inches)
	Total Height (with Terminal)	99±1mm (3.90 inches)
	Approx Weight	Approx 2.50kg (5.51lbs)
Terminal	F1 / F2	
Container Material	ABS	
Rated Capacity	9.00 AH/0.450A	(20hr, 1.80V/cell, 25°C/77°F)
	8.00 AH/0.800A	(10hr, 1.80V/cell, 25°C/77°F)
	5.80 AH/1.16A	(5hr, 1.75V/cell, 25°C/77°F)
	5.13 AH/1.71A	(3hr, 1.75V/cell, 25°C/77°F)
	4.26 AH/4.26A	(1hr, 1.60V/cell, 25°C/77°F)
Max. Discharge Current	105A (5s)	
Internal Resistance	Approx 23mΩ	
Operating Temp. Range	Discharge : -15~50°C (5~122°F)	
	Charge : 0~40°C (32~104°F)	
	Storage : -15~40°C (5~104°F)	
Nominal Operating Temp. Range	25±3°C (77±5°F)	
Cycle Use	Initial Charging Current less than 2.1A. Voltage	
	14.4V~15.0V at 25°C(77°F)Temp. Coefficient -30mV/°C	
Standby Use	No limit on Initial Charging Current Voltage	
	13.5V~13.8V at 25°C(77°F)Temp. Coefficient -20mV/°C	
Capacity affected by Temperature	40°C (104°F)	103%
	25°C (77°F)	100%
	0°C (32°F)	86%
Self Discharge	NPG series batteries may be stored for up to 8 months at 25°C(77°F) and then a freshening charge is required. For higher temperatures the time interval will be shorter.	



Applications

- ◆ All purpose
- ◆ Uninterruptable Power Supply
- ◆ Electric Power System(EPS)
- ◆ Emergency backup power supply
- ◆ Emergency light
- ◆ Railway signal
- ◆ Aircraft signal
- ◆ Alarm and security system
- ◆ Electronic apparatus / equipment
- ◆ Communication power supply
- ◆ DC power supply
- ◆ Auto control system



ISO9001 ISO14001

Constant Current Discharge (Amperes) at 25°C (77°F)

F.V/Time	5min	10min	15min	20min	30min	45min	1h	2h	3h	4h	5h	6h	8h	10h	20h
1.85V/cell	19.6	13.9	11.7	9.92	7.41	5.50	4.40	2.62	1.95	1.58	1.33	1.15	0.911	0.753	0.415
1.80V/cell	23.4	16.0	13.1	10.9	8.11	5.93	4.73	2.80	2.07	1.67	1.40	1.21	0.961	0.793	0.425
1.75V/cell	26.1	17.4	14.1	11.6	8.45	6.15	4.90	2.88	2.12	1.70	1.43	1.23	0.978	0.806	0.434
1.70V/cell	28.5	18.8	14.8	12.1	8.77	6.36	5.04	2.96	2.17	1.74	1.45	1.25	0.992	0.816	0.439
1.65V/cell	30.9	19.8	15.4	12.5	9.06	6.56	5.20	3.01	2.22	1.76	1.48	1.27	1.003	0.825	0.443
1.60V/cell	32.6	20.6	15.9	12.8	9.32	6.72	5.31	3.08	2.25	1.80	1.50	1.29	1.013	0.832	0.446

Constant Power Discharge (Watts/cell) at 25°C (77°F)

F.V/Time	5min	10min	15min	20min	30min	45min	1h	2h	3h	4h	5h	6h	8h	10h	20h
1.85V/cell	36.9	26.4	22.4	19.2	14.5	10.8	8.67	5.18	3.88	3.15	2.67	2.32	1.83	1.52	0.839
1.80V/cell	43.6	30.2	24.9	21.1	15.8	11.6	9.28	5.53	4.10	3.32	2.80	2.43	1.93	1.59	0.855
1.75V/cell	48.4	32.7	26.7	22.2	16.3	12.0	9.61	5.67	4.18	3.36	2.83	2.45	1.95	1.61	0.869
1.70V/cell	51.9	34.8	27.7	22.9	16.8	12.3	9.79	5.77	4.26	3.41	2.86	2.48	1.96	1.62	0.872
1.65V/cell	55.5	36.2	28.4	23.4	17.2	12.5	10.0	5.83	4.31	3.44	2.89	2.49	1.97	1.63	0.874
1.60V/cell	57.2	36.7	28.9	23.6	17.4	12.7	10.1	5.92	4.34	3.48	2.92	2.52	1.98	1.64	0.876



L I G H T N I N G

ENERGY IMMINENT

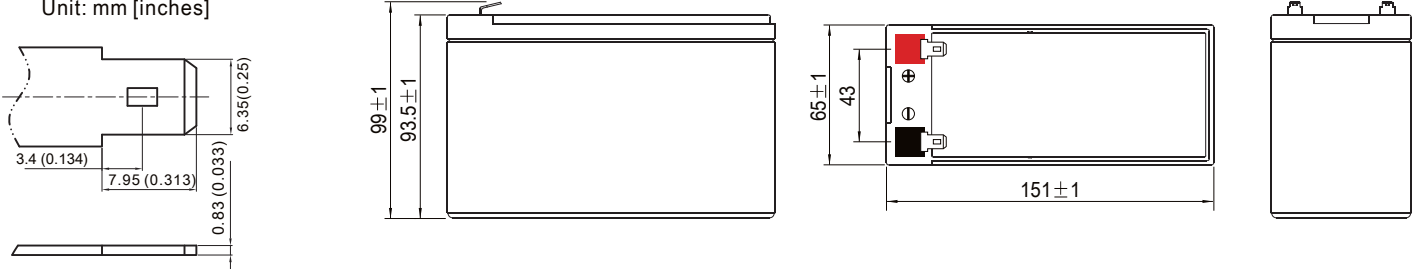
VRLA-AGM Battery

NP9-12 [12V9AH]

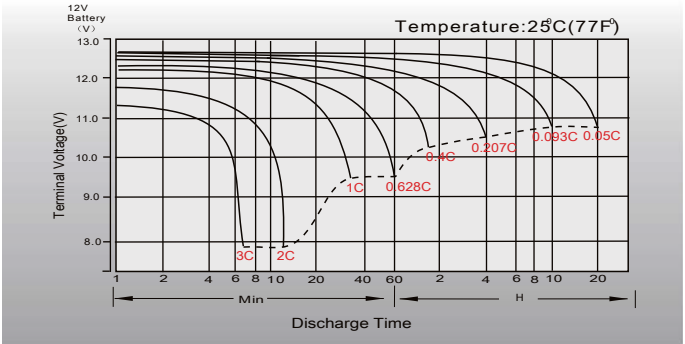
Dimensions

F2 Terminal

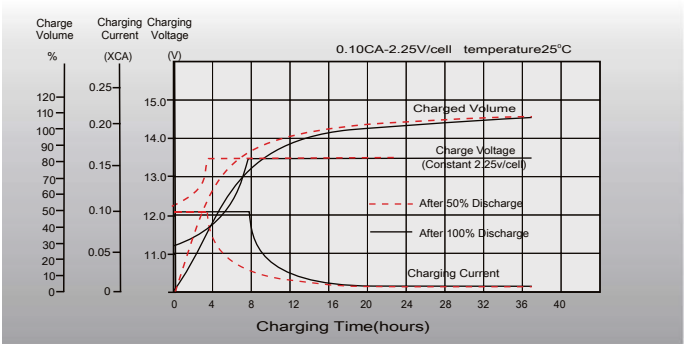
Unit: mm [inches]



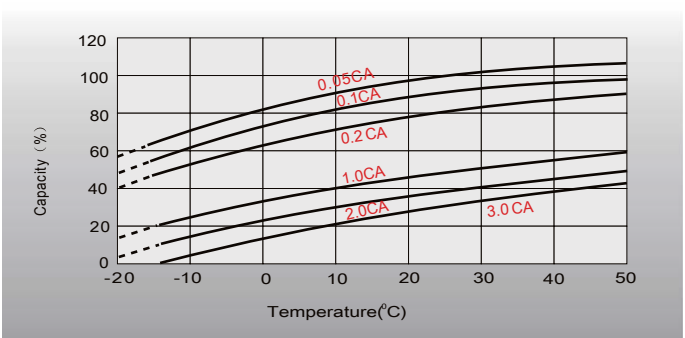
Discharge Characteristics



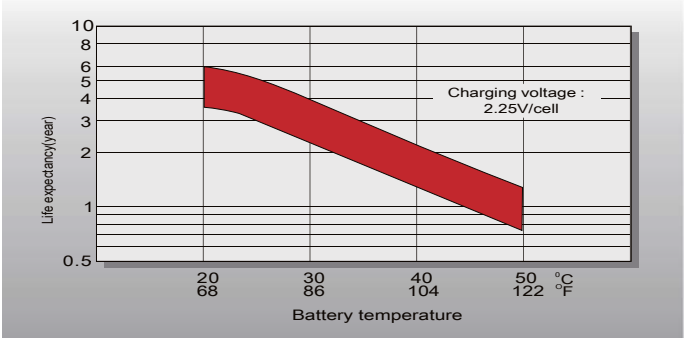
Float Charging Characteristics



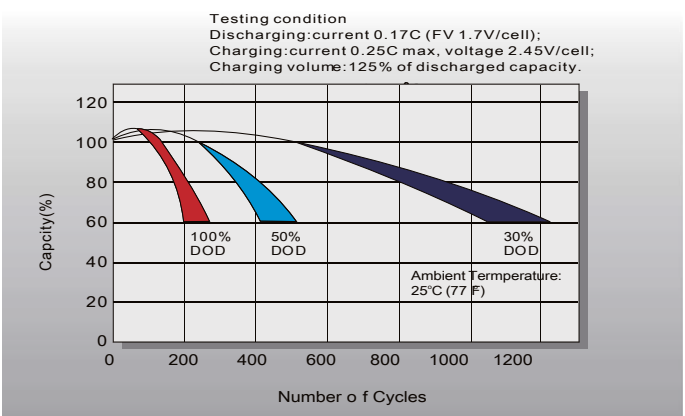
Temperature Effects in Relation to Battery Capacity



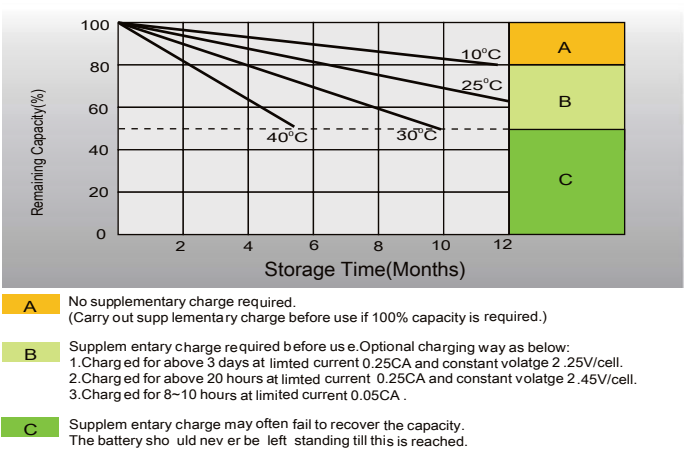
Effect of Temperature on Long Term Float Life



Cycle Life in Relation to Depth of Discharge



Self Discharge Characteristics



Specifications subject to change without prior notice.